


# Preferred Pack<sup>®</sup>

## Automatic In-Line L'Sealer




**"APA"**  
Automatic Product  
Adjustment



6" color touch screen with 12 presets and self diagnostics

**"APA" machine automatically adjusts inverting head and infeed conveyor to different package sizes from one touch control panel in less than 15 seconds!**

Versatile - Dependable - Affordable



"APA" Automatic product size adjustment of inverting triangle & infeed conveyor \* Exclusive feature!

## PP-5600 CS automatic L' sealers


The model PP-5600CS features "State of the Art" technology includes Delta PLC with 6" color touch screen control panel, 12 Program memory, multiple languages, cycle speeds of up to 40 ppm, a vertical seal head design for greater flexibility and taller packages, "single piece" hot knife seal bar with 2 year warranty, exclusive automatic motorized adjustment of seal head, infeed conveyor and inverting head, variable speed drive 0-95FPM, front load film mount, pin wheel hole punch, self diagnostics on safety sensors, low voltage, broken scrap wind, fast product change over, self-contained scrap removal system with built in alarm when full.

Reliability, simplicity and ease of maintenance should provide years of dependable performance at low operational cost. The PP-5600CS is an extremely versatile machine capable of running a wide variety of industrial or consumer products. The PP-5600CS features a motorized center seal that allows for precise seam placement and taller package heights.

# PP-5600 CS Automatic in-line L' sealer



Motorized adjustment of seal head - No handles to adjust!



Front load film cradle with pin perf wheels, saves space



Optional 3' or 6' flighted or belted infeed conveyor

### Available Options

- Pneumatic hole punch
- 3' flighted infeed
- 6' flighted infeed
- Belted infeed conveyors
- Flight bar conveyors for multi-packs
- Closing conveyor
- Print Registration



Vertical seal head with one piece seal knife and blade  
2 yr warranty on seal blade

Model	PP-5600CS (adjustable center seal)	PP-9070CS
Seal Area	25"L x 20"W x 6"H	35"L x 24"W x 8"H
Machine speed	Up to 40 PPM	30 to 40 PPM
Electrical	220V, 1 Phase, 20 AMP	220V, 1 Phase, 20 AMP
Air	1CFM @ 80 PSI	1CFM @ 80 PSI
Minimum pkg size	2.5"W x 3"L	4"W x 5"L
Maximum pkg size *	24"L x 16"W x 6"H	34"L x 21"W x 8"H
Maximum film width	24"	35"
Created dimensions	77"L x 62"W x 72"H	105"L x 84"W x 80"H
Shipping weight	1,500 lbs	2,500 lbs
Warranty	1 year on parts, 2 years on seal blade	1 year on parts, 2 years on seal blade

\* Maximum dimensions may not be combined

## PP-5600 dimensions

